



SELF-SERVICE

CENTRAL PAYMENT KIOSK MY LAUNDRY TIME KIOSK 12



CHARACTERISTICS

- Central payment with 12.1' screen.
- Connection of the central to the Internet via Ethernet.
- Front or rear opening for maintenance.
- Integrated with FagorKonnnect for unlimited connections of Fagor machines via Ethernet - IoT.
- It can be connected by means of pulse communication to other equipment (8 machines per kiosk)*.

* Installation of the electronic card offered by Fagor Professional is required in the case of pulse connection.

** For the correct opening of the kiosk door and proper access to the maintenance of its components, it is necessary to leave a minimum space of 25 cm on the left side of the kiosk.

OPTIONS

- External signal card for pulses.

SIMPLICITY OF USE

Select the process (washing, drying or ozone cabinets).

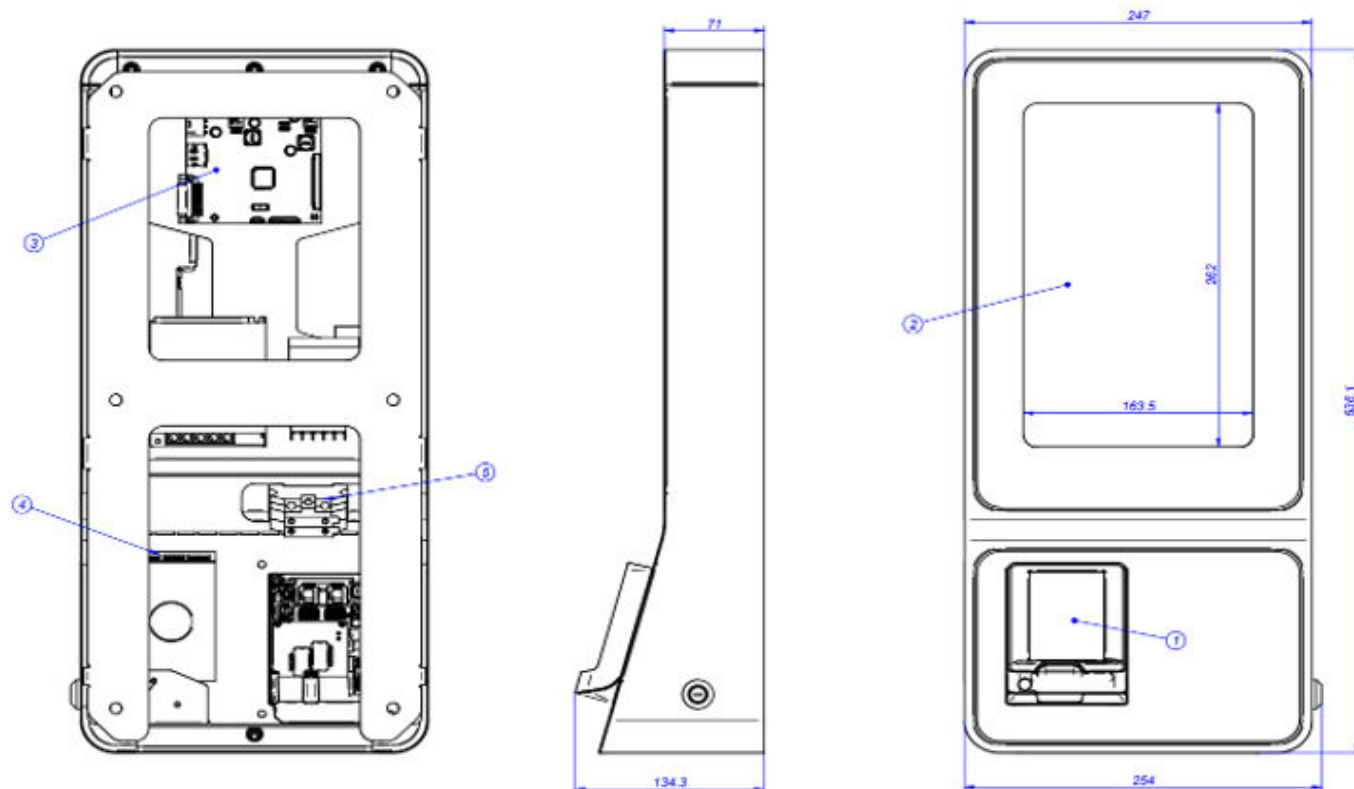
Select the machine.

Select the programme.

Pay by placing your card near the **contactless device**.

Insert the clothes in the machine and press start.

U. MY LAUNDRY TIME KIOSK 12		
GENERAL DATA		
Pulse connection	-	Opt.
Pulse wiring capability	Nº	8
Ethernet connection	-	Yes
Customisable graphics (sticker)	-	Yes
Possibility of wall installation	-	Yes
Maintenance from a back room	-	Yes
Printer option	-	No
CONNECTIONS		ELECTRIC
Voltage 230V- I + N +T	Nº x mm² / A	2 x 1,5 + T - 16A
DIMENSIONS / PACKING DIMENSIONS		
Net width / Gross width	mm	254 / 315
Net depth / Gross depth	mm	134,3 / 170
Net height / Gross height	mm	536,1 / 575
Net weight / Gross weight	Kg	5 / 6



- 01. Dataphone
- 02. Screen 12,1"
- 03. Controller
- 04. Ethernet connection
- 05. Electrical connections



SELF-SERVICE

CENTRAL PAYMENT KIOSK MY LAUNDRY TIME KIOSK 32



CHARACTERISTICS

- Central payment with 32" screen.
- Connection of the central to the Internet via Ethernet.
- Front or rear opening for maintenance.
- Integrated with FagorKonnnect for unlimited connections of Fagor machines via Ethernet - IoT.
- It can be connected by means of pulse communication to other equipment (8 machines per kiosk)*.

* Installation of the electronic card offered by Fagor Professional is required in the case of pulse connection.

** For the correct opening of the kiosk door and proper access to the maintenance of its components, it is necessary to leave a minimum space of 25 cm on the left side of the kiosk.

OPTIONS

- External signal card for pulses.

SIMPLICITY OF USE

Select the process (washing, drying or ozone cabinets).

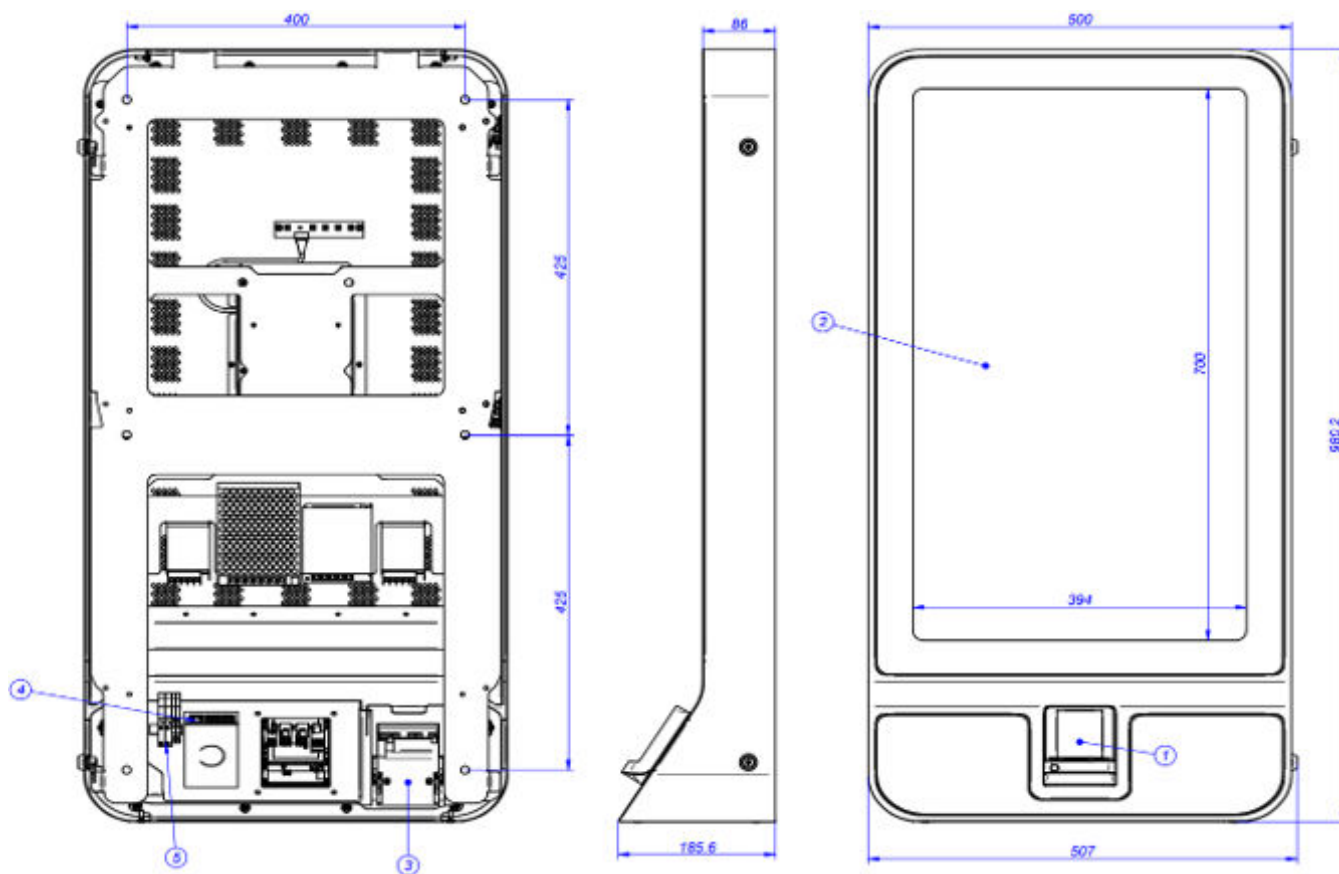
Select the machine.

Select the programme.

Pay by placing your card near the **contactless device**.

Insert the clothes in the machine and press start.

U. MY LAUNDRY TIME KIOSK 32		
GENERAL DATA		
Pulse connection	-	Opt.
Pulse wiring capability	Nº	8
Ethernet connection	-	Yes
Customisable graphics (sticker)	-	Yes
Possibility of wall installation	-	Yes
Maintenance from a back room	-	Yes
Printer option	-	Yes
CONNECTIONS		
Voltage 230V- I + N +T	Nº x mm² / A	2 x 1,5 + T - 16A
DIMENSIONS / PACKING DIMENSIONS		
Net width / Gross width	mm	507 / 565
Net depth / Gross depth	mm	185,6 / 220
Net height / Gross height	mm	980,2 / 1.050
Net weight / Gross weight	Kg	22,5 / 25



WITH ENABLED REAR ROOM

All wiring concealed and possibility of manipulation of components through the rear.

For this purpose, it is recommended to drill a cavity in the wall respecting the fixing points of the Kiosk anchoring piece.

WITHOUT REAR ROOM

A cable outlet is required at the front, which contains the Ethernet cable, power supply and pulse wiring.

By opening a lock on the side, it is possible to move the whole assembly (leaving only the anchoring piece on the wall) in order to carry out maintenance of the components.

- 01. Dataphone
- 02. Screen 31,5"
- 03. Printer (optional)
- 04. Ethernet connection
- 05. Electrical connections



SELF-SERVICE

CENTRAL PAYMENT KIOSK

MY LAUNDRY TIME KIOSK 32 + PRINTER



CHARACTERISTICS

- Central payment with 32" screen.
- Connection of the central to the Internet via Ethernet.
- Front or rear opening for maintenance.
- Integrated with FagorKconnect for unlimited connections of Fagor machines via Ethernet - IoT.
- It can be connected by means of pulse communication to other equipment (8 machines per kiosk)*.

* Installation of the electronic card offered by Fagor Professional is required in the case of pulse connection.

** For the correct opening of the kiosk door and proper access to the maintenance of its components, it is necessary to leave a minimum space of 25 cm on the left side of the kiosk.

OPTIONS

- External signal card for pulses.

SIMPLICITY OF USE

Select the process (washing, drying or ozone cabinets).

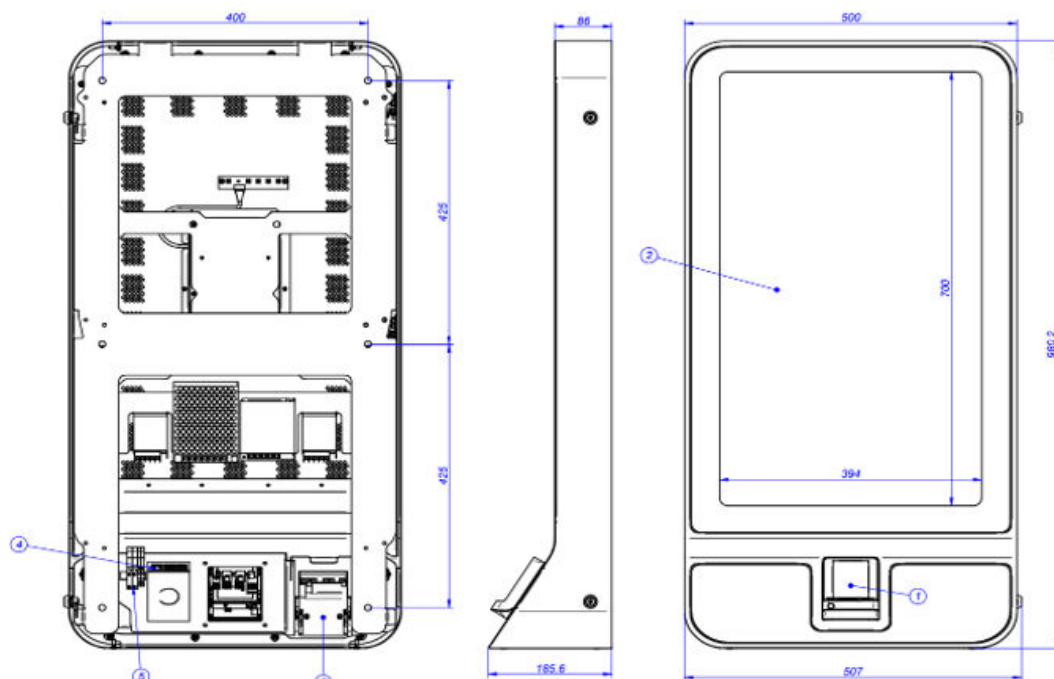
Select the machine.

Select the programme.

Pay by placing your card near the **contactless device**.

Insert the clothes in the machine and press start.

U. MY LAUNDRY TIME KIOSK 32		
GENERAL DATA		
Pulse connection	-	Opt.
Pulse wiring capability	Nº	8
Ethernet connection	-	Yes
Customisable graphics (sticker)	-	Yes
Possibility of wall installation	-	Yes
Maintenance from a back room	-	Yes
Printer option	-	Yes
CONNECTIONS		ELECTRIC
Voltage 230V- I + N +T	Nº x mm² / A	2 x 1,5 + T - 16A
DIMENSIONS / PACKING DIMENSIONS		
Net width / Gross width	mm	507 / 565
Net depth / Gross depth	mm	185,6 / 220
Net height / Gross height	mm	980,2 / 1.050
Net weight / Gross weight	Kg	22,5 / 25



WITH ENABLED REAR ROOM

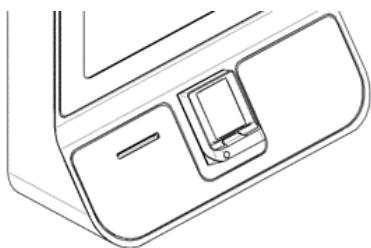
All wiring concealed and possibility of manipulation of components through the rear.

For this purpose, it is recommended to drill a cavity in the respecting the fixing points of the Kiosk anchoring piece.

WITHOUT ENABLED REAR ROOM

A cable outlet is required at the front, which contains the Ethernet cable, power supply and pulse wiring.

By opening a lock on the side, it is possible to move the whole assembly (leaving only the anchoring piece on the wall) in order to carry out maintenance of the components.



PRINTER OPTION

In order to facilitate the maintenance of the Kiosk with printer, a lockable front opening has been fitted. This is specially designed for the quick replacement of printing paper.

Not available on the 12" Kiosk.

- 01. Dataphone
- 02. Screen 31,5"
- 03. Printer
- 04. Ethernet connection
- 05. Electrical connections